

Unit Samples

Comprando Materiales Escolares en España *Buying School Supplies in Spain*

El Contenido * Contents

1. Yo puedo skill-checklist.
2. Picture Tic Tac Toe Board
3. Spanish-English School Supplies
4. Spanish Writing Activity
5. Authentic Materials- Real World Activities
6. Conversational Activities for Partners and the Class
7. Spanish School Supplies Mini-Story Unit
8. Internet Activity Model



www.foreignlanguagehouse.com Copyright 2013

Yo Puedo

During this unit you will learn to talk about school supplies in Spanish. You will learn about shopping for school supplies in Spain too.

When you are able to do each skill write a check mark in the box.

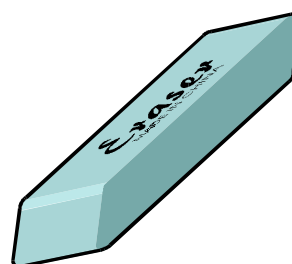



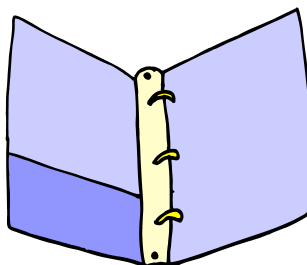



1	I can recognize Spanish school supplies when I listen to them or read them.	
2	I can use Spanish school vocabulary when I talk.	
3	I can copy Spanish school supplies and label pictures of them.	
4	I can make lists of Spanish school supplies.	
5	I can recognize Spanish action words or verbs when I listen to them or read them.	
6	I can use Spanish verbs when I talk.	
7	I can copy a few Spanish verbs.	
8	I can understand and read a Spanish story about school supplies.	
9	I can write a Spanish story about school supplies.	
10	I can research Spanish school supplies on an authentic Spanish website.	

Te gustaría saber

Would you like to know . . .

1. What do kids call school supplies in Hispanic countries?
2. Where do they shop for school supplies?
3. Do Spanish speaking kids use the same school supplies that we do?
4. How much do school supplies cost? Are they cheaper or more expensive?

Los Materiales Tic Tac Toe



el material escolar	school supply
el lápiz	the pencil
el papel	the paper
el bolígrafo	the pen
los carpeta	the binder
la mochila	the backpack
la goma	the eraser
la regla	the ruler
el pizarón	the board

Nombre: _____

¿Qué hay en el salón de clase? What is in your classroom? Write ten complete sentences. Begin with "Hay . . ." (there is), and then complete the sentence with an indefinite article and a noun. Follow the modelo

Modelo: Hay un pizarón.

1. _____
2. _____
3. _____
4. _____
5. _____
6. _____
7. _____
8. _____
9. _____
10. _____

Los Materiales Escolares Real World Activities

Choose _____ or do all activities. Turn in the homework according to your teacher, or by the due date: _____. Your teacher will have activities based on what you bring in so be prepared.

1. **Go to the following Spanish shopping sites in these links.** Print out only 1 page of each one and bring it in.
 - a. [Corte Inglés- España](#)
 - b. [todoparaelcole.com](#)- España
2. **Go to this link.** Can you figure out the different Spanish names for *pencil sharpener, pencil, eraser, & ruler*? Do you see another name for *el lápiz*? Print it out and highlight the different Spanish names that you can figure out.
3. **¿Qué materiales escolares usas más? Which school supplies do you use most?**
 - a. Write down three different dates on a piece of paper. Leave plenty of room between them!
 - b. In SPANISH- make a list of the top three school supplies that you use for 3 days.
 - c. Surveying, graphing, and analyzing . . . your teacher will lead you and the class through this to find out the most or least frequently used school supplies.
4. **Ask 3 classmates in SPANISH:**
 - a. Which color pen is their favorite- ¿De qué color es tu bolígrafo favorito?
 - b. Is his or her binder organized- ¿Está organizada tu carpeta?
 - c. Where do you buy school supplies- ¿Dónde compras tus materiales escolares?

Your teacher will have follow-up activities using the questions and the answers in class.

Combining School Supplies with Numbers and Colors

Partner Conversational Activities

¿Tienes ?

3.Partner A asks the question **¿Tienes un/una . . . ?** about school supplies to Partner B.

4.Partner B answers and Partner A writes the Spanish number-word + the Spanish school supply in the square.

5.If Partner B doesn't have the school supply, Partner A write 0, cero in the far right column.

6.Your teacher will then ask how many school supplies different students have randomly so look at your chart.

Model: ¿Tienes una carpeta?	dos carpetas.	
¿Tienes una carpeta?		
¿Tienes un lápiz?		
¿Tienes unos marcadores?		
¿Tienes unos libros?		
¿Tienes una goma?		
¿Tienes papel?		
¿Tienes un bolígrafo?		

Nombre: _____

II. Action Series. Read the simple, logical set of sentences below several ways: listening to the teacher read it, silently, out loud to a partner, or with your class out loud.

1. Yo **necesito** unos materiales escolares.
2. Yo **voy** a la papelería con mi amigo
3. Yo **miro** unos materiales escolares.
4. Yo **busco** unas carpetas, lápices, y bolígrafos en la papelería.
5. Yo **compro** los materiales escolares con efectivo.
6. Después de comprar, Yo **voy** al café con mi amigo.

<u>Verbs</u>
Necesito- I need
Voy= I go
Miro= I look
Busco= I search
Compro= I buy

III. Fill in the blanks below with the correct verbs according to the Action Series above.

Busco	compro	voy	miro	voy	necesito
-------	--------	-----	------	-----	----------

1. Yo _____ unos materiales escolares.
2. Yo _____ a la papelería con mi amigo
3. Yo _____ unos materiales escolares.
4. Yo _____ unas carpetas, unos lápices, y unos bolígrafos en la papelería.
5. Yo _____ los materiales escolares con efectivo.
6. Después de comprar, Yo _____ al café con mi amigo.

****Extensión Activities:** Change the first pronoun, YO, to another pronoun. Then change the verb conjugations.

Nombre: _____

Juan Pablo y los materiales escolares . . .

Learn these verbs from your teacher. Try to use a gesture for each verb.

está abre saca mira escucha retira

Juan Pablo **está** en la clase de español. Juan Pablo **abre** *la carpeta grande*. Juan Pablo **saca** *un bolígrafo*. Juan Pablo **saca** *un lápiz*. Juan Pablo **saca** *una hoja de papel*. Juan Pablo **mira** *el pizarron*. Juan Pablo **escucha** a la maestra.

-Por favor, alumnos, abran el libro.

Juan Pablo **retira** el libro de texto. Juan Pablo **abre** el libro. ¡Qué buen niño!

DRAW A PICTURE OF THE MISSING WORD IN THE BLANK.

Juan Pablo **está** en la clase de español. Juan Pablo **abre** el _____. Juan Pablo **saca** _____.

Juan Pablo **saca** _____. Juan Pablo **saca** una

_____. Juan Pablo **mira** _____

Juan Pablo **escucha** a la maestra.

-Por favor, alumnos, abran el _____.

Juan Pablo **retira** el libro de texto. Juan Pablo **abre** _____.
¡Qué buen niño

WRITE THE MISSING WORD IN THE BLANKS:

(Look up at the story above if you need to.)

Juan Pablo _____ en la clase de español. Juan Pablo
* _____ *la carpeta grande*. Juan Pablo _____ *un bolígrafo*. Juan Pablo _____
_____ *un lápiz*. Juan Pablo _____ *una hoja de papel*. Juan Pablo _____ *el*
pizaron.. Juan Pablo _____ a la maestra.

-Por favor, alumnos, abran el libro.

Juan Pablo _____ el libro de texto. Juan Pablo _____ el libro.
¡Qué buen niño!

www.foreignlanguagehouse.com Copyright 2009.

Nombre: _____

Cierto u Falso. True or False

1. Juan Pablo está en New York.
2. Juan Pablo come la carpeta grande
3. Juan Pablo saca un bolígrafo
4. Juan Pablo pega una hoja de papel.
5. Juan Pablo mira el pizarrón.

Sequence the Story Events

Starting with the number 1, order the sentences below correctly 1-7

Juan Pablo abre el libro

Juan Pablo está en la clase de español

Juan Pablo saca una hoja de papel.

Juan Pablo mira el pizarrón

Juan Pablo saca un bolígrafo

Juan Pablo retira el libro de texto.

Juan Pablo escucha a la maestra.

Preguntas de Comprensión. Comprehension Questions. Write complete sentence answers in Spanish to the questions below.

1. ¿Dónde está Juan Pablo?
2. ¿Qué saca Juan Pablo?
3. ¿Qué abre Juan Pablo?
4. ¿Qué mira Juan Pablo?
5. ¿A quién escucha Juan Pablo?

Los Materiales Escolares Shopping Project- Modeled off of French Project

La Rentrée

It's Back-to-School time! Do you have all of your school supplies—**les fournitures scolaires**? Review this list and so you're ready for a virtual online shopping spree:

le crayon – pencil
le taille-crayon – pencil sharpener
la gomme – eraser
le crayon de couleur – crayon
le marqueur - marker
le stylo – pen
le surligneur - highlighter
le cahier – notebook
le cahier d'exercices – workbook
le classeur – binder
le papier – paper
la feuille de papier – sheet of paper
la règle – ruler
le livre – book
la calculatrice – calculator
l'ordinateur – computer
l'agrafeuse – stapler
le dictionnaire – dictionary
la trousse – pencil case
le sac à dos - backpack

Now you're ready to go “shopping.” Take your new vocabulary out for a spin at the French Office Depot website. Type this address into your browser now:

officedepot.fr

Browse through the online catalog, or search for an item by entering a word in the *Rechercher* field. (Only enter the word itself, not the article--le, la, l', les.) Look for new useful words, too.

You have 100 virtual euros to spend on 10 different items. You will be competing with your classmates to come the closest to 100€ without going over. Use the back of this paper to write down the items you would like to buy. Record all of the information in

French. The first one has been done for you. * Use the "TTC" (all taxes included) price. The "HT" price does not include taxes.

Prénom: _____

Nom: _____

Date: _____

OFFICE DEPOT: VIVE LA RENTRÉE! Web Quest

<i>Produit</i>	<i>Quantité</i>	<i>Prix/Unité</i>	<i>Prix</i>
1. Règle plate 20cm	2	0,83 €	1,66 €
2.			
3.			
4.			
5.			
6.			
7.			
8.			
9.			
10.			
SOUS-TOTAL			